

300+
RAPID FIRE
BOARDS QUESTIONS
LIVE

NEW YORK ROENTGEN SOCIETY

NYRS 2025

CORE EXAM REVIEW COURSE (CERC)

APRIL 5-12

LIVE RAPID FIRE BOARDS QUESTIONS • APRIL 11-12

DEFAULT

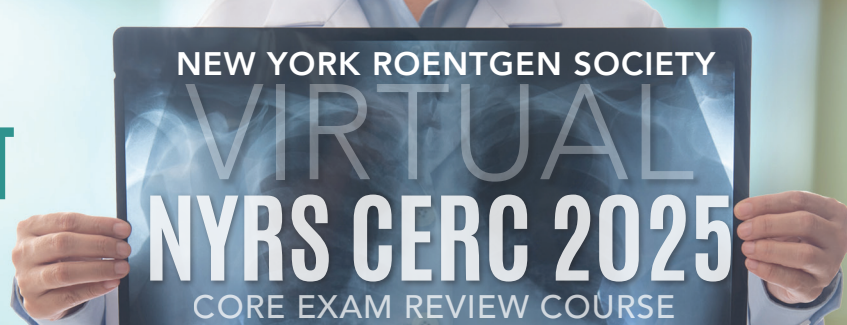
cm Attempt True Size

We have gathered distinguished faculty from a variety of academic institutions from the tri-state area to participate in a review course to help radiology residents prepare for the Radiology Core Exam. Each lecture will provide a high-yield, image-rich review of important and pertinent topics. The goal of this intensive review course is to allow residents to identify areas of weakness and reinforce areas of strength. The NYRS Core Exam Review is open to all radiology residents, fellows and practicing radiologists.



ON-DEMAND CONTENT

AVAILABLE BEGINNING APRIL 5



CARDIAC/VASCULAR • MODERATOR: JAY LEB, MD

Cardiac Valves Jonathan Goldstein, MD

Myocardium Jay Leb, MD

Coronary Arteries Anna Shmukler, MD

Pericardium Larry Latson, MD, MS

Cardiac Masses Stuart Cohen, MD, MPH

Aortic Disease Jay Leb, MD

Vasculitis/Inflammation Philip Lichtenstein, MD

Congenital Cardiac Larry Latson, MD, MS

Vascular US Hanisha Patel, MD

BREAST • MODERATOR: KATHARINE MAGLIONE, MD

Screening & Diagnostic Breast Imaging Lindsey Massaro, MD

Mammography: Calcifications Jessica Rosenblum, MD

Mammography & US: Asymmetries, Masses, & Distortion Katerina Dodelzon, MD

Breast Intervention & Rad-Path Correlation Dayna Williams, MD

Breast MRI Kristen Coffey, MD

Misc: Pregnant, Male, Post-Op Alana Lewin, MD

MSK • MODERATOR: WILLIAM WALTER, MD

Trauma: Osseous Upper Extremity Darryl Sneag, MD

Trauma: Osseous Lower Extremity Roger Bartolotta, MD

Trauma: Soft Tissue, Spine; Post Op William Walter, MD

Infection and Marrow Disorders Meghan Jardon, MD

Neoplasm: Bone and Periosteal Reaction Tony Wong, MD

Neoplasm: Soft Tissue Simon Sun, MD

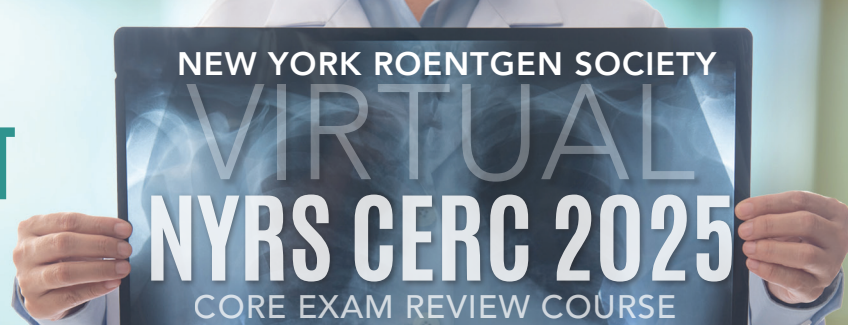
Arthritis Erin Alaia, MD

Congenital, Metabolic, Paget's Disease of Bone Idoia Corcuera Solano, MD

ALL ON-DEMAND CONTENT WILL BE AVAILABLE UNTIL JUNE 8, 2025

ON-DEMAND CONTENT

AVAILABLE BEGINNING APRIL 5



NUCLEAR MEDICINE - MODERATOR: MATTHEW AGEE, MD

- Musculoskeletal NM Sandra Huicochea Castellanos, MD
- PET/CT Matthew Agee, MD
- Identification of Whole Body Nuclear Scans Perry Gerard, MD, MBA, FACR
- Neuro Neil Horner, MD
- Thyroid/Parathyroid Ravinder Grewal, MD
- Respiratory/Renal Nasrin Ghesani, MBBS
- GI Fukiat Ongseng, MD
- Nuclear Cardiology Steve Liao, MD

THORACIC - MODERATOR: ALAN LEGASTO, MD

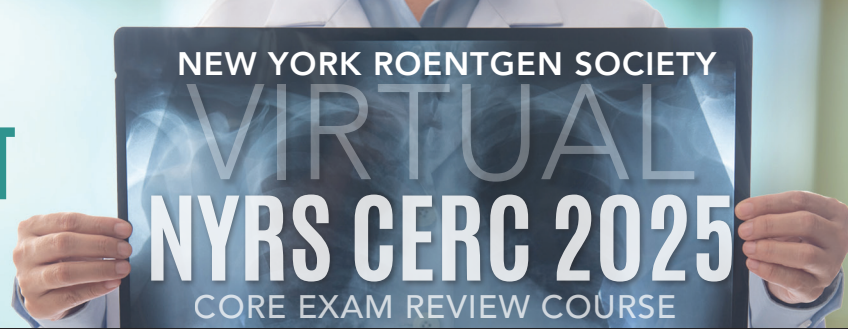
- CXR Signs Sherief Garrana, MD
- Trachea and Bronchi Camila Vilela de Oliveira, MD
- Chest Wall, Diaphragm and Pleura Rebecca Scalabrino, DO
- Interstitial Lung Disease Jessica Patel, MD
- Mediastinum Eduardo Ortiz, MD
- Nodule Patterns & Pneumonias Geraldine Villasana, MD
- Cystic Lung Disease Adina Haramati, MD
- Bronchogenic Cancer and Masses Andrew Pagano, MD, MS

NEURORADIOLOGY - MODERATORS: KATHARINA EIKERMANN-HAERTER, MD & MATTHEW BREEN, MD

- Brain Tumors Neil Horner, MD
- Masses: In and Around the Sella and Pineal Region Claudia Kirsch, MD, MA, PhD Candidate
- Brain and Spinal Cord: Infections Marshall Gelbman, MD
- Acquired Toxic Metabolic & Demyelinating Conditions Eaton Lin, MD
- Spine Tumors Puneet Pawha, MD
- Spine Trauma Matthew Breen, MD
- Brain & Spine: Congenital Malformations Pamela Nguyen, DO
- Stroke & Neurovascular Pearls for the Boards Charlotte Chung, MD, PhD
- Cranial Nerves Woodley Pean, MD
- Head Neck Spaces: Anatomy Gopi Nayak, MD
- Head Neck Cancer: Pearls for the Boards Jacqueline Junn, MD
- Temporal Bone Gul Moonis, MD
- Orbits and Paranasal Sinuses Levi Chazen, MD

ON-DEMAND CONTENT

AVAILABLE BEGINNING APRIL 5



PEDIATRIC - MODERATOR: LEE COLLINS, MD

Neonatal Chest Imaging [Joy Masseaux, MD, MPH](#)

Neonatal Abdomen Imaging [Lee Collins, MD](#)

Pediatric Neuro Imaging (Head Ultrasound) [Jessica Kurian, MD](#)

Pediatric Pulmonary Imaging [Carrie Ruzal-Shapiro, MD](#)

Pediatric Vascular Imaging [Gerald Behr, MD](#)

Pediatric GI Imaging [Michael Baad, MD](#)

Pediatric GU Imaging [Susie Chen, MD](#)

Pediatric MSK Imaging [Mark Bittman, MD](#)

Pediatric NM Imaging [Mikhail Doubrovin, MD, PhD](#)

Pediatric IR Imaging [Frederic Bertino, MD](#)

GASTROINTESTINAL - MODERATOR: LYNDON LUK, MD

GI Imaging [Arthi Reddy, MD](#)

Gallbladder and Biliary [Andrea Kierans, MD](#)

Pancreas [Lyndon Luk, MD](#)

Esophagus/Small bowel [Hiram Shaish, MD](#)

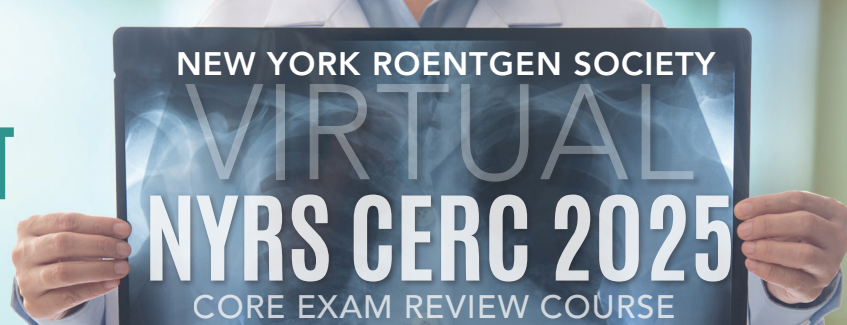
Colon [Bari Dane, MD](#)

Adrenal/Spleen/Mesentery [Stuart Bentley-Hibbert MD, PhD, MBA](#)

ALL ON-DEMAND CONTENT WILL BE AVAILABLE UNTIL JUNE 8, 2025

ON-DEMAND CONTENT

AVAILABLE BEGINNING APRIL 5



GENITOURINARY • MODERATOR: JOSEPH WEISSBROT, MD

Kidney I - Masses, Cystic Disease, Congenital [Avani Baral, MD](#)

Kidney II - Infection/Inflammation + Stones [Elisabeth O'Dwyer, MBBCh, BAO](#)

Transplant [Alex Gavlin, MD](#)

Collecting System/Ureter and Retroperitoneum [Sarah Beier, MD](#)

Bladder, Urethra, Penis, and Prostate [Luke Ginocchio, MD](#)

Scrotum [Vinay Prabhu, MD, MS](#)

First Trimester OB [Jay Karajgikar, MD](#)

Second Trimester OB [Joseph Weissbrot, MD](#)

Ovaries/Adnexa [Preethi Guniganti, MD](#)

Uterus [Bari Dane, MD](#)

INTERVENTIONAL • MODERATOR: CHRISTOPHER HARNAIN, MD, MBA

IR Basics (Drainage, Venous Access, Biopsy) [Asad Baig, MD](#)

Percutaneous Biliary Drainage [Amir Noor, MD](#)

Percutaneous Renal Intervention [Timothy McClure, MD](#)

Liver Directed Therapy [Vivian Bishay, MD](#)

Venous Thromboembolism (DVT/PE and IVC Filters) [Anuj Malhotra, MD, RPVI](#)

Dialysis Intervention [William Browne, MD](#)

NON-INTERPRETIVE SKILLS/ARTIFACTS • MODERATORS: ANTHONY YANG, MD & MARK FINKELSTEIN, MD

Quality Improvement Basics [Bradley Delman, MD, MS](#)

Human Factors [Bradley Delman, MD, MS](#)

Culture of Safety [Michael Loftus, MD, MBA](#)

Regulatory and Legal Issues [Michael Loftus, MD, MBA](#)

MR Artifacts [Jatin Sharma, MD](#)

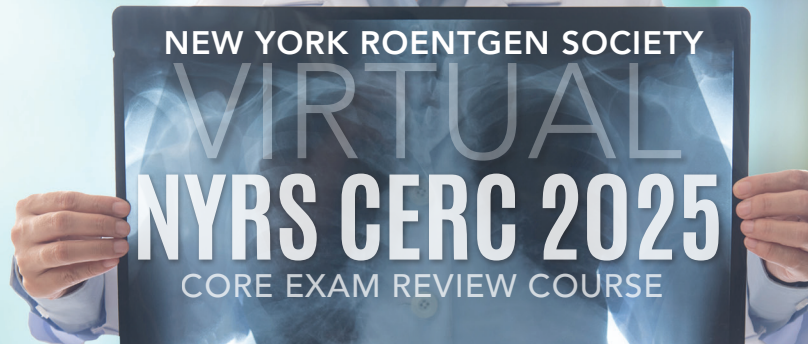
US Artifacts [Alex Gavlin, MD](#)

CT Artifacts [Raja Subramaniam, PhD](#)

ALL ON-DEMAND CONTENT WILL BE AVAILABLE UNTIL JUNE 8, 2025

RAPID FIRE BOARDS QUESTIONS SECTION

APRIL 11-12 • TIMES LISTED IN ET



The course will consist of two components.
6 days of On-Demand Content and 2 days of Rapid-Fire Boards Questions.

FRIDAY, APRIL 11

CARDIAC/VASCULAR

8:30 AM Cardiac/Vascular

9:30 AM Break

BREAST

9:40 AM Breast

10:40 AM Break

MSK

10:50 AM MSK

11:50 AM Break/Lunch

NUCLEAR MEDICINE

12:20 PM Nuclear Medicine

1:20 PM Break

THORACIC

1:30 PM Thoracic

2:30 PM Break

NEURORADIOLOGY

2:40 PM Neuroradiology I

3:25 PM Break

3:35 PM Neuroradiology II

4:20 PM End of Day

SATURDAY, APRIL 12

PEDIATRIC

8:30 AM Pediatrics I

9:30 AM Break

9:40 AM Pediatrics II

10:40 AM Break

GASTROINTESTINAL

10:50 AM Gastrointestinal

11:50 AM Break/Lunch

GENITOURINARY

12:20 PM Genitourinary I

1:05 PM Break

1:15 PM Genitourinary II

2:00 PM Break

INTERVENTIONAL

2:10 PM Interventional

3:10 PM Break

NON-INTERPRETIVE SKILLS

3:20 PM Non-Interpretive Skills

4:20 PM End of Day



ALL ON-DEMAND CONTENT WILL BE AVAILABLE UNTIL JUNE 8, 2025